

# VacuSeal Hot Tub Cover Order Form

Orders cannot be processed if all form fields are not filled out correctly.

Please submit all orders to: orders@hottubproducts.com. If you have any questions call: 860 469 2580.

## Customer Address

Name / Company: \_\_\_\_\_

Address: \_\_\_\_\_

City: \_\_\_\_\_

State/Province: \_\_\_\_\_ Zip/Postal: \_\_\_\_\_

Phone: \_\_\_\_\_

## Ship to Address ( If same, leave blank )

Name/Company: \_\_\_\_\_

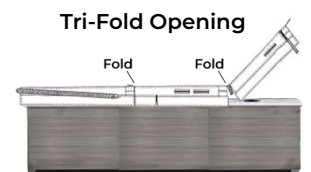
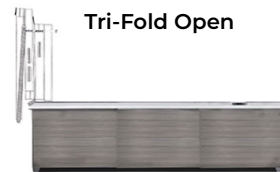
Address: \_\_\_\_\_

City: \_\_\_\_\_

State/Province: \_\_\_\_\_ Zip/Postal: \_\_\_\_\_

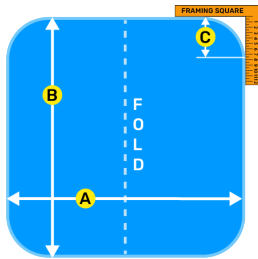
## Step 1: Choose Your Shape

Choose the shape that most closely resembles your spa.



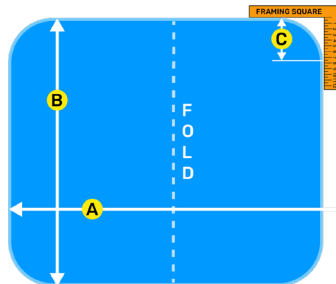
Standard

A Side up to 96"  
B Side up to 96"



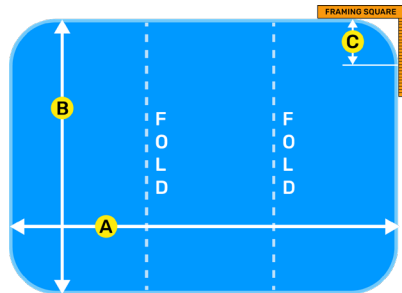
X-Large

A Side over 96" up to 108"  
B Side up to 96"



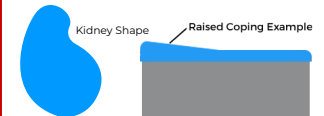
Tri-Fold

A Side 108" to 132"  
B Side up to 96"



### IF YOUR COVER SHAPE IS NOT SHOWN HERE

If you have a Unique Shaped Spa like kidney or a Spa with raised coping, Please call us and we will assist you in getting the right cover.



**IMPORTANT:** Please be careful in choosing the length and width, the A dimension is always the fold side of the cover. Cancellations are not accepted once the cover is submitted into production and if it is delivered you are responsible for all shipping costs. Plus, it is not possible to guarantee the exact location of locking straps so they will NOT match up to the straps on any existing spa cabinet. All orders must be signed and submitted via email. Phone orders are not accepted.

## Step 2: Enter Dimensions

Enter your spa dimensions (in inches). The dotted line represents the center hinge where the cover folds. Please double check your measurements in relation to the fold orientation. Dimension A will be split in half by the fold.

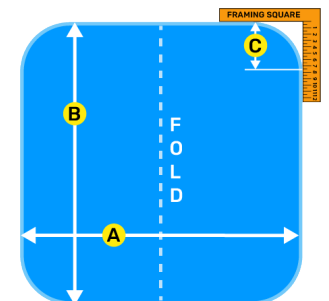
**A** Length

**B** Width

If B-Side is over 96"  
Extended Center Bar Required  
See Step 5

**C** Radius

For a Radius over 11"  
Extension Bracket Required  
See Step 5



## Step 3: Skirt Length, Strap Length

We recommend strap length be 4 inches longer than skirt length.

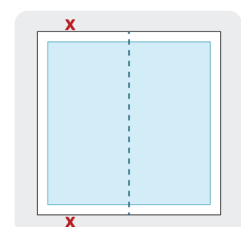


Skirt Length



Strap Length

### Strap Location



## Step 4: Select Material & Color

Choose Marine Grade Vinyl or Upgrade to Weather Shield.

<input type="checkbox"/> <b>Marine Grade Vinyl</b> (Select Color Below) Requires applying Cover Conditioner every 3 months.	<input type="checkbox"/> <b>Weather shield</b> (Select Color Below) Does Not Require Cover Conditioner.
<input type="checkbox"/> Tan <input type="checkbox"/> Charcoal <input type="checkbox"/> Walnut <input type="checkbox"/> Black <input type="checkbox"/> Coastal Grey <input type="checkbox"/> Oxen <input type="checkbox"/> Navy <input type="checkbox"/> Rust <input type="checkbox"/> Wildwood <input type="checkbox"/> Hunter Green <input type="checkbox"/> Wine <input type="checkbox"/> Sky Blue <input type="checkbox"/> Bourbon <input type="checkbox"/> Mahogany <input type="checkbox"/> Mayan Brown	<input type="checkbox"/> Mahogany <input type="checkbox"/> Grey <input type="checkbox"/> Black <input type="checkbox"/> Taupe <input type="checkbox"/> Coffee Brown <b>Weather Shield Benefits</b> 3X Stronger 24% Lighter Does Not Require Applying Cover Conditioner Extends Life of Cover

## Step 5: VacuSeal Cover Lifter Options

Choose the Package that Best Suits your Climate and Budget. Check the box for the package you want.

**STANDARD**  

Recommended For Moderate Climates

**Taper:** 4" to 2.5"

**Core:** 1.5 lb Density Foam

**Vapor Barrier:** 6 Mill

**DELUXE**  

Recommended For Very Cold Climates

**Taper:** 5" to 3"

**Core:** 1.5 lb Density Foam

**Vapor Barrier:** 6 Mill

+\$64

### REQUIRED PRODUCT FOR YOUR COVER (Enter Yes or No)

**VacuSeal Cover Lifter - Model VSL 400**  
 Required to Operate the VacuSeal Cover

**Extension Bracket - Model VS-ESA**  
 Required for a Radius over 11"

**Extended Center Bar - Model VSLAECB**  
 Required if B-Side is over 96"

### OPTIONS TO ENHANCE YOU COVER (Enter Yes or No)

**ConvertALift Automatic Conversion System**

**VacuSeal Canopy Arm - Model VCA 248**

## Step 6: Additional Information (Not Required to Complete Order but may help prevent you from submitting wrong dimensions)

Manufacturer: \_\_\_\_\_ Model: \_\_\_\_\_ Year: \_\_\_\_\_

## Step 7: Cover Upgrades (Yes or No response required)

**Double Wrapped Foam Core**

Ordered By (Signature): \_\_\_\_\_ Order Date: \_\_\_\_\_ Title: \_\_\_\_\_

PO #: \_\_\_\_\_ Dealer Code(optional): \_\_\_\_\_